

DASMODUL MONO XSC

DMMXSC400 | DMMXSC405 | DMMXSC410 | DMMXSC415

Soluxtec introduces the latest generation of Photovoltaic Modules with M10 solar cells with highest technical requirements.











In line with the high standards set by the product-line "Soluxtec DAS MODUL" and with the vision of "Gaining more with less" Soluxtec has chosen a new soldering technology and improved performance ratio to develop a Module with an efficiency of more than 21%

This efficiency has been attained by micro-gap soldering with 108 half-cut solar cells produced out of Gallium doped silicon wafers and a compact Module-matrix.

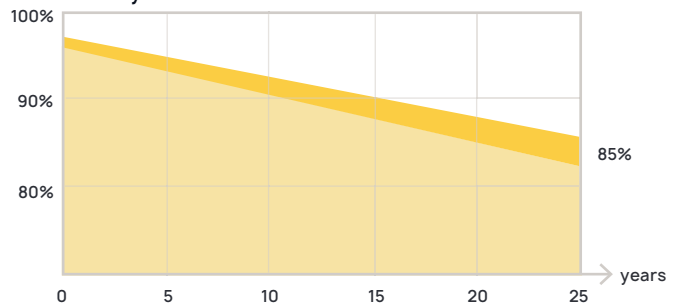
"Gaining more with less", means achieving this output with only 54 M10 solar cells compared to the current Soluxtec modules with 60 solar cells.



This latest generation offers high aesthetic appearance with specially curated frame. Despite bigger solar cells, still an attractive dimension and weight of the final product. It is the most optimal solution out of the Soluxtec Portfolio for residential and commercial solutions.

Features

-  **PID Safe**
-  **1500V**
-  **Ammonia Resistant**
-  **Mono PERC SE M10 Cells**
MICRO GAP SOLDERING TECHNOLOGY
-  **Gallium Doped Wafers for best LID Performance**
-  **Easy to handle & No sharp sides**
-  **100% EL Quality Control**
-  **5400 Pa Max test load**
-  **Excellent thermal properties**
-  **Positive sorting 0 / + 4,99 Wp**

Quality Guarantee



-  **25 years product warranty**
-  **25 years linear performance warranty**

Certifications



DAS MODUL MONO XSC

DMMXSC400 | DMMXSC405 | DMMXSC410 | DMMXSC415

Electrical Parameters under STC Conditions

(1000 W/m², 25°C +/- 2°C, AM=1,5 according to IEC 60904_3)

Model	Ö T T YÜÖI €€	Ö T T YÜÖI €	Ö T T YÜÖI €€	Ö T T YÜÖI €
Maximum PowerPoint (Pmax)*	400	I €Í	I €€	I €Í
Open Circuit Voltage (Voc)	H Í €H	H Í €Í	H Í €Í	H Í €H
Short Circuit Current (Isc)	F H €H	F H €Í	F H €F	F H €Í
Maximum Power Voltage (Vmpp)	H F €Í	H F €Í	H F €€	H G €€
Maximum Power Current (Impp)	F G €Í	F G €H	F G €€	F G €Í
Module Efficiency (%)	G €€ Í	G €€ I	G F €F	G F €J
Power Tolerance (Wp)		€ Á Á B J Á]		
Temperature coefficient TCisc		€ Á € Á Đ Ó		
Temperature coefficient TCvoc		- Á € € Á Đ Ó		
Temperature coefficient TC Pmpp		- Á € € Á Đ Ó		

*Power measurement of flasher unit +/- 3%

Electrical Parameters under NMOT conditions

(800 W/m²; NMOT, AM=1,5)

Model	Ö T T YÜÖI €€	Ö T T YÜÖI €	Ö T T YÜÖI €€	Ö T T YÜÖI €
Maximum PowerPoint (Pmax)	G Í	H €F	H €Í	H €Í
Open Circuit Voltage (Voc)	H Í €H	H Í €Í	H Í €€	H Í €G
Short Circuit Current (Isc)	F €€ Í	F €€ Í	F €€ F	F €€ I
Maximum Power Voltage (Vmpp)	G Í €Í	G Í €Í	G Í €€	G Í €€
Maximum Power Current (Impp)	10,21	10,27	10,33	10,38

Operating Conditions

Max. Operating Voltage:	1500 Vdc
Protection Class:	Class II
Operating T° range:	-40°C ... +85°C
Max. Reverse Current:	25 A
STC 25°C:	+/- 2°C
NMOT 45°C:	+/- 2°C
Design load + (snow):	H Í €€ PA
Maximum test load +:	I Í €€ PA*
Design load- (wind):	1600 PA
Maximum test load-:	2400 PA*

*safety factor 1,5

Mechanical Properties

Dimensions:	1722 x 1133 x 35 mm
Weight:	21 kg +/- 3%
Cell:	(108 half cut) 54 Mono PERC SE 10BB
Junction Box:	IP 68, 3 diodes potted
Connectors:	MC4 Evo2 or Compatible
Cables:	2 x 1200mm
Solar Glass front:	3,2 mm tempered ARC

Packaging

Per Pallet:	30 modules
Per Truck:	28 pallets

Certifications

IEC 61215, EN 61730, IEC61701, IEC62804, IEC62716,
LVD 2014/35/EU, EMC 2014/30/EU, RAL SOLAR

Mechanical Specification

